

Planning and Management of Solid Waste

Development Agency of
Belo Horizonte Metropolitan Region



Belo Horizonte Metropolitan (BHMR)

Development Agency of
Belo Horizonte Metropolitan Region

- Minas Gerais
 - ✓ 20 million inhabitants
 - ✓ 3rd biggest GDP in Brazil
- BHMR
 - ✓ 34 municipalities
 - ✓ 4,8 million of inhabitants
- Metropolitan Belt
 - ✓ 16 municipalities
 - ✓ 546 thousand inhabitants



These 50 municipalities represent:
25% state population;
38 % state GDP



WHAT DO WE WANT?

Development Agency of
Belo Horizonte Metropolitan Region

Current Situation

Illegal final disposal in 44% of the BHMR and Metropolitan Belt municipalities




Future Situation

100% of the urban solid waste produced in the region adequately disposed



National
Policy of
Solid Waste



Exploration, by administrative concession, **of the transshipment, processing and correct disposal of municipal solid waste services** in Belo Horizonte Metropolitan Region and Metropolitan Belt

GENERAL DATA

Development Agency of
Belo Horizonte Metropolitan Region

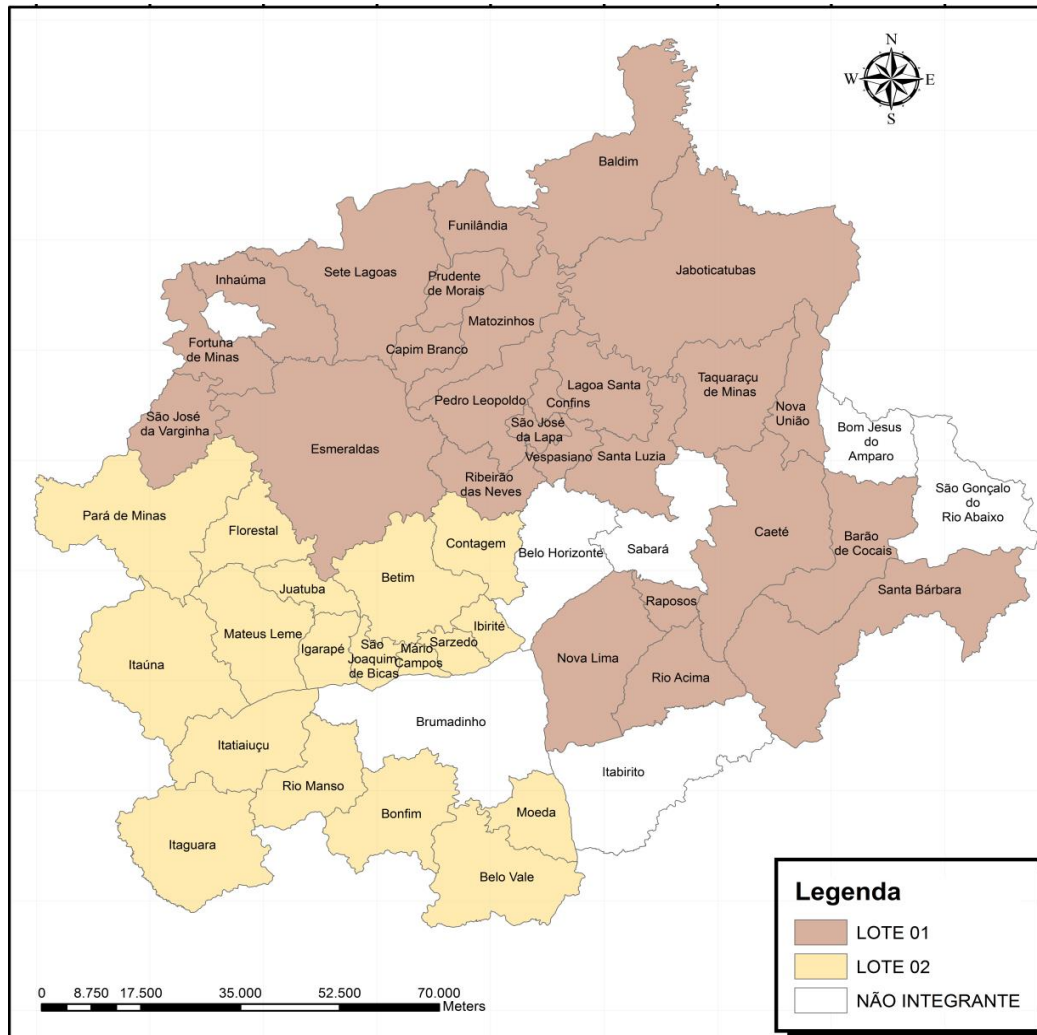
1st metropolitan area to promote an environmentally appropriate disposal of **100% of municipal solid waste**



- ✓ **3 million people:** approximately 15% of the state population
- ✓ **20% of all urban solid waste** generated in the State of Minas Gerais
- ✓ **Shared Action:** Municipalities, State and Private Partner
- ✓ Average generation: **3,000 tons / day**
- ✓ Investment: **R\$ 63 million** in the first year of grant
- ✓ Economy: about **R\$ 2 billion**

THE BIDDING PROCESS

Development Agency of
Belo Horizonte Metropolitan Region



Fonte: Agência RMBH (2012).

General data

- **2 bidding lots:** North and South
- **44 municipalities** involved
- 3 million hab. served
(15% of State pop.)
- **≈ 3.000 tons USW/day** average (1/5 of USW generated in the State)
- Judging criteria:
technical and price

Targets of selective collection: % recyclable marketed by the waste pickers' organizations in respect to the total delivered (via scouting "Recycling Exchange")

Population	3º year	4º year	5º year
Less than 50 thousand habs	2%	3,5%	5%
More than 50 Thousand habs	1%	2%	3%

Observation:

- There is no target on the first 24 months
- Target revise every 5 years
- Those who already have a % of recovery of recyclable can not reduce it's percentual, if it is more than the target

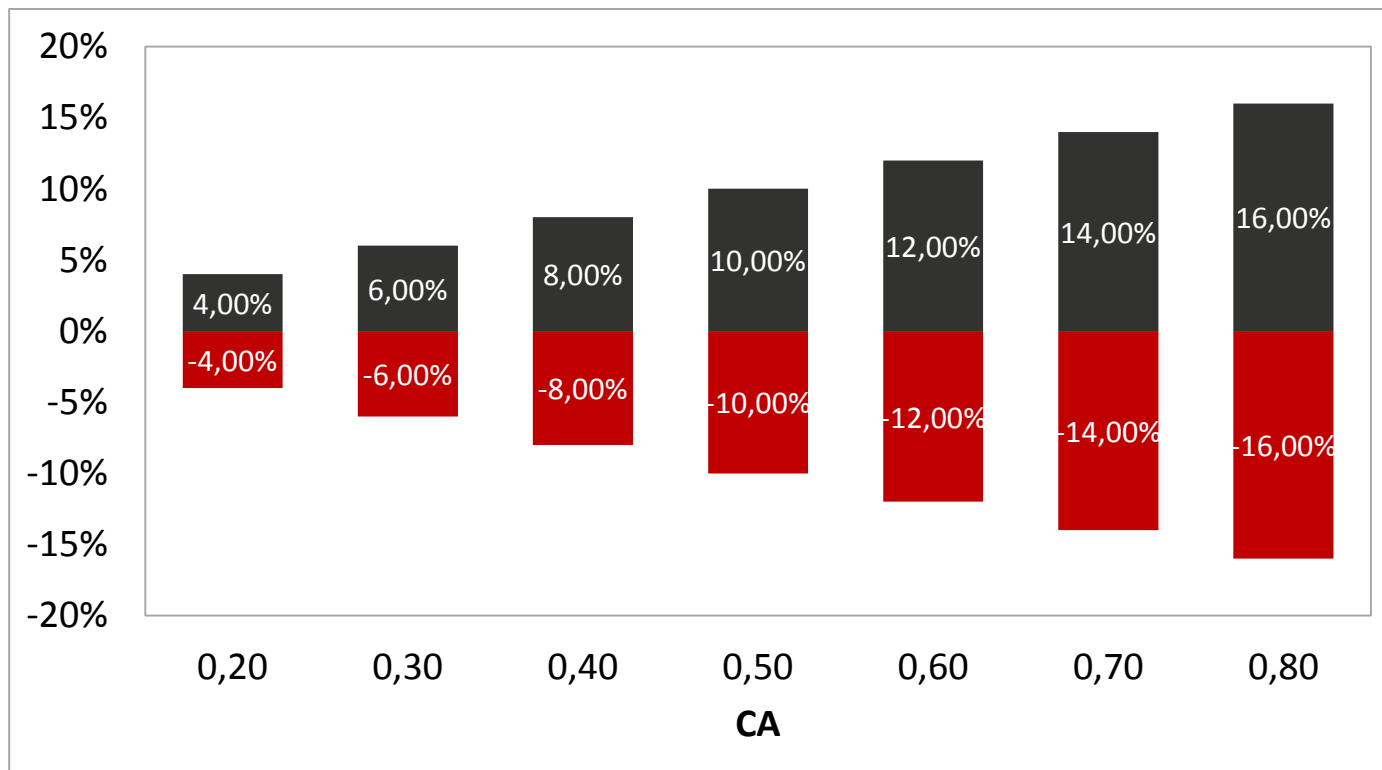
ENCOURAGE ENVIRONMENTAL PRESERVATION

Development Agency of
Belo Horizonte Metropolitan Region

Environmental coefficient: Shows the layout of the Concessionaire in landing the least amount of MSW providing environmentally sound solutions

$$0,2 \leq EC \leq 1,0$$

Variation according to the grounded %



EMERGENCE OF NEW MARKETS

Development Agency of
Belo Horizonte Metropolitan Region

Recyclable

Selective collection
with socio-productive
inclusion of Waste
Pickers

Increase and greater
appreciation of
segregated materials

Attraction of
recyclers market
Industries

New Economy

Creation of attracting
business sustainability
polo (green business)

Attracting businesses
to the appropriate
waste management

Development of the
model to be
replicated in others
areas of the state

THE CONTRACT


Development Agency of
Belo Horizonte Metropolitan Region



Contract: 30 years



Transshipment Stations: until the 12nd month



USW Treatment Central: until the 48th month



Estimated Value involved: R\$2,4 bilhões

Value per ton



	LOTE 1	LOTE 2
Estado (≈80%)	R\$61,13	R\$54,13
Município (≈20%)	R\$18,00	R\$ 18,00
TOTAL	R\$79,13	R\$72,13

Thank you!
Luana Godinho

Manager of External Relations

Luana.godinho@agenciarmbh.mg.gov.br

+55 (31) 3915.6997

Development Agency of
Belo Horizonte Metropolitan Region